



FRZ MT4 Binance Connector



Developed By:



ForexRobotz



FRZ MT4 Binance Connector

NB: The free version has no restriction on manual trades but there is a trade limit on auto copying trades from another chart. Please get the [pro version](#) to remove limits.

FRZ MT4 Binance Connector is a trading assistant tool (EA) designed to connect MT4 and Binance via Binance API. With this tool you can open or close trades on Binance via MT4 manually or copy the MT4 trades from another MT4 EA to Binance. **This works on both spot and futures (USDS-M) market.**

This will be useful to anyone who is familiar with MT4 and its wide availability of EAs, indicators and tools for technical analysis. Whenever you open a trade on Binance, the same trade will be opened on Binance on the corresponding pair. The tool can be used with any MT4 crypto pair to open trades on corresponding pair on Binance.

Copying Trades from another MT4 EA to Binance (Pro feature)

Example: Assume you have an EA running on MT4 BTCUSD H1 Chart and you want to copy the trades to Binance BTCUSDT futures market, then open another BTCUSD chart and load our EA to that chart. Then simply enable copy trades under the settings no.3. Then all the trades on MT4 EA will be copied to Binance futures.

What is supported: Trade entries & exits with optional Take Profit (TP)/Stop Loss (SL)

What is not supported: Trailing stop, breakeven and other advanced features

NB: Please note that actual prices on Binance can be somewhat different from MT4 (Spot price differences would be less but futures price differences could be considerable if you use short time frames like M1 & M5 or use too small take profit or stop loss).

Video Guides

<https://www.youtube.com/watch?v=eGnooPYd2RU>

<https://www.youtube.com/watch?v=ZltOj9H8s4o>

(Second video was for v1 which has manual spot trading only. Current v2 supports futures and copying trades from another chart)

**Specifications:**

Product name	FRZ MT4 Binance Connector
Product type	MT4 Expert Adviser
Crypto exchanges / markets supported	Currently supports only Binance exchange only. Spot and Futures (USDS-M) supported.
Time frames supported	Any (Please consider the prices differences when using shorter time frames).
Supported currency pairs	EA works on any crypto pair on MT4 that has a corresponding crypto pair on Binance. E.g. BTCUSD (MT4) => BTCUSDT (Binance)
Current version	3.0

Operational differences from MT4 & how they are handled on Binance

- **Closing trades on Binance spot market**

Closing an opened spot trade on MT4 is equivalent to an opposite trade on Binance. For instance if you close a BTCUSD trade on MT4, the equivalent action on Binance would be a sell trade on BTCUSDT with the same volume.

- **Stop loss and take profit on Binance spot market**

Take profit and stop loss on MT4 will also be equivalent to opposite trades on spot Binance. For instance, if you buy BTCUSD 01 lot on MT4 at \$50,000 spot rate and place stop loss at 40,000 and take profit at 60,000, the EA will open a corresponding BTCUSDT buy trade at Binance at the spot rate that existed at that time. If the price reached \$60,000, MT4 would close the trade while on Binance a sell trade will be triggered with the same volume as the buy trade. Similarly, if the price dipped to \$40,000, MT4 will execute the stop loss and close the trade while on Binance a BTCUSDT sell trade will be triggered with the same volume as the buy trade. It is not necessary to copy TP & SL to Binance as the trades will be closed whenever you close the trade on Binance.



- **Adding more positions to the same pair on Binance Futures market**

When you add additional positions on the same pair, Binance will only add to the current position with an average price where as you will get different trades on MT4.

How to Install

1. Go to MT4 => Options=>Expert Advisers and allow automated trading and under “Allow Web requests” add <https://api.binance.com> & <https://fapi.binance.com>
2. Place the EA file under Experts folder
3. Refresh/restart the MT4
4. Go to Binance and create an API and Secret Key and add them under EA settings
5. Add your MT4 crypto pair and corresponding Binance pair under EA settings
6. Set the Binance Lot Ratio as necessary

How to Get Binance API

Go to your Binance account. Move the cursor to your profile icon and from the drop down list, select “API Management”. Then create an API with an API key and a Secret key. We will need to enter these two keys under EA Setting.

API Management

Label API key to proceed

Create API

[Create Tax Report API](#)

1. Each account can create up to 30 API Keys.
2. Do not disclose your API Key to anyone to avoid asset losses. It is recommended to bind IP for API Key to increase your account security.
3. Be aware that your API Key may be disclosed by authorizing it to a third-party platform.
4. Please complete KYC before creating API.

Also you need to enable Spot & Margin trading and Futures trading.

API restrictions

☒ Enable Reading

☐ [Enable Margin Loan, Repay & Transfer](#)

☒ [Enable Vanilla Options](#)

☒ Enable Spot & Margin Trading

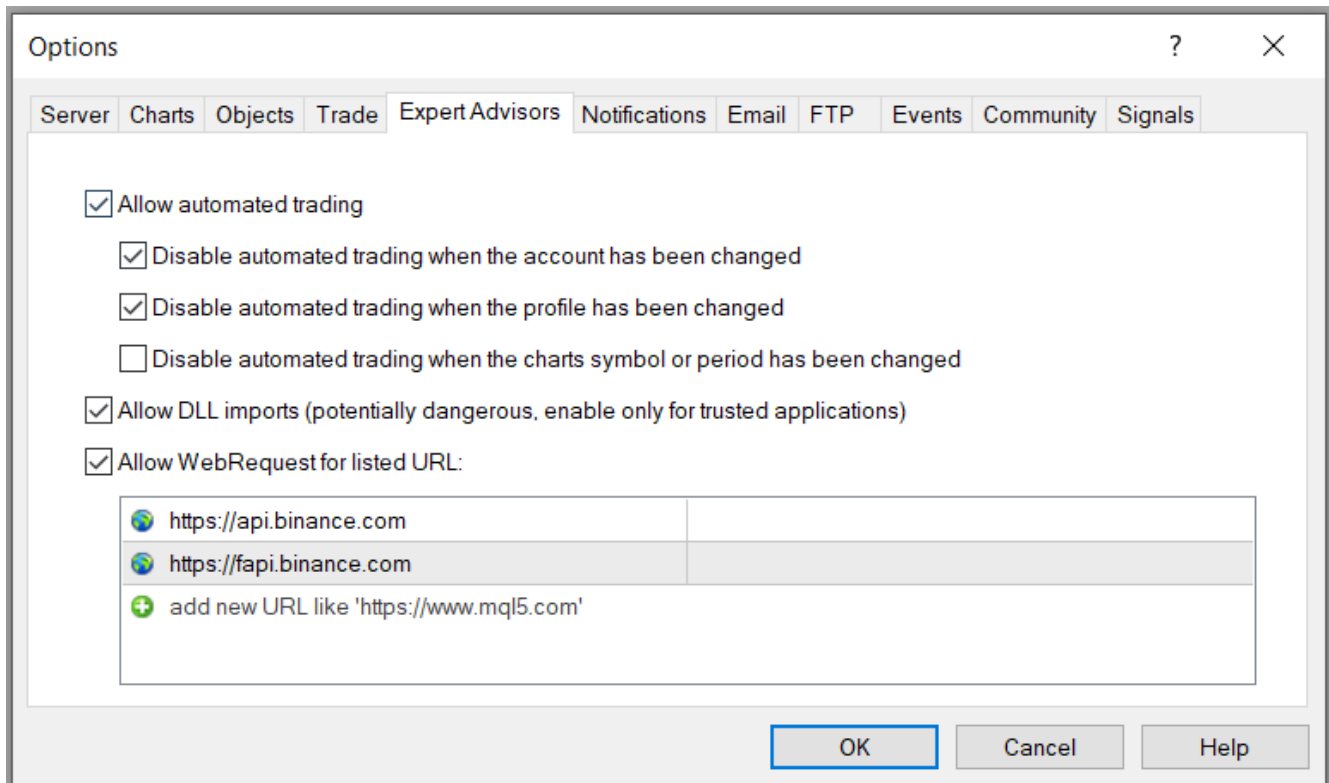
☒ [Enable Futures](#)

☐ [Enable Withdrawals](#)

☒ [Permits Universal Transfer](#)

NB: you may have to create the API before you make the futures account in order to enable futures.

MT4 Options



Interface





EA Settings:

Variable	Value
1.Enable Futures instead of Spot	false
2.Enable Copying MT4 Trades on Binance [Pro Trial]	false
3.Enable Copying TP & SL	false
4.MT4 Lot Size	0.01
5.Binance Lot Ratio	0.1
6.Stop Loss (Points)	10000.0
7.Take Profit (Points)	15000.0
8.Binance API	VwF5uHbSjOiuoui2ia3Cn086aayiaG9rNBDXm9ObDQRT2YDt...
9.Secret Key	AQc18RfK4RtqJwYgieRBxWfYpsUep5iuouoMbgOfED5K1m
10.MT4 Pair > Binance Pair	BTCUSD;BTCUSDT,LTCUSD;LTCUSDT
Magic Number, kind of...	5796

Setting Explanations:

1. Enable Futures instead of Spot: You can select the spot or futures market here.
2. Enable Copying MT4 Trades on Binance: Set this as true if you want to copy trades from another chart instead of manual trades. **This is a pro feature and in the free version only a limited no of trades will be copied per run.**
3. Enable TP & SL: If you enable this, the TP & SL values of the MT4 trades will be copied to Binance as **pending orders**. **However, it is not necessary to copy TP/SL to Binance as trades will be closed on Binance whenever you close them on MT4.**
4. Lot size: This is the MT4 lot size.
5. Binance lot ratio: You can further scale up or down the MT4 lot size on Binance with this feature. For instance if your MT4 lot size is 0.01 (this is often the smallest available on MT4) and Binance lot ratio is 0.1, then if you click on buy button, lot size used on Binance would be $0.01 \times 0.1 = 0.001$
6. Stop loss (Points): this is the stop loss distance in points.
7. Take profit (Points): this is the stop loss distance in points.
8. Binance API: You need to enter your Binance API here



9. Secret Key: You need to enter your Binance Secret key here

10.MT4 Pair => Binance Pair: This where you specify the corresponding Binance pair to MT4 pair. Use semi colon after the MT4 pair name. You can add more than one with a comma separated list.

If you need assistance, please contact our support:

- Telegram: <https://t.me/frzsupport>
- WhatsApp: <https://wa.me/13072284113>
- FB Messenger: <m.me/forexrobotz>
- Email: support@forexrobotz.com

Disclaimers:

- *This software is provided as-is without any express or implied warranties. You can use this software at your own risk.*
- *The past performance of any trading system is not necessarily indicative of future results.*
- *Full terms and conditions are given here: <https://www.forexrobotz.com/terms-and-conditions/>*

>> Promotions/Recommendations <<

Join our VIP Club and get our EAs free:

If you registered with our partner broker and deposit a minimum deposit, you can get all our products and services free with free VPS.

<https://www.forexrobotz.com/vipclub/>

Get a 30% Lifetime Discount from ICMarkets!

<https://www.forexrobotz.com/icmarkets-discount-deal-offer/>

We recommend ICMarkets as a broker. You may use our Introducing Broker (IB) code 23649 in registering new accounts or transferring existing accounts to receive a lifetime discount from ICMarkets.com immediately.



- For Raw Spread accounts, the normal commission rate is \$7 per lot but if you are with our IB, you are charged only \$5.5 per lot forever (**You save \$1.5 per lot forever**).
- For Standard Accounts, you get a **0.3 pips discount** on normal spread forever.

If you are already with ICMarkets, simply ask ICMarkets to transfer the account under our IB to get the discount.

Join our VIP club and get our EAs free:

If you registered with our partner broker and deposit a minimum deposit, you can get all our products and services free with free VPS.

<https://www.forexrobotz.com/vipclub/>

Recommended VPS:

<https://www.forexrobotz.com/recommends/vps/>

Package with minimum 2GB RAM is recommended at a minimum.

Recommended Forex Simulator:

<https://www.forexrobotz.com/recommends/forex-simulator/>
